

TP

User Guide – Trading Keyboard (MT5 - Windows)

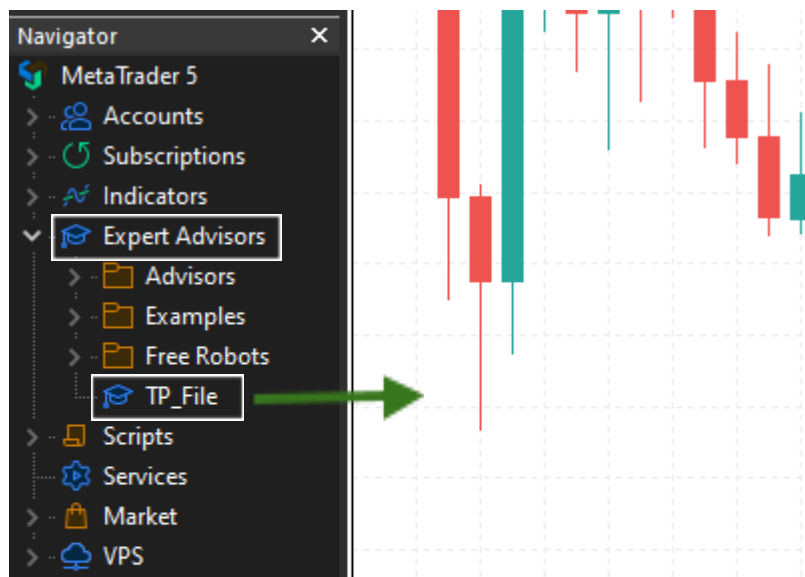
MT5 SETUP:

Step 1: Requirements

1. You must have MetaTrader 5 (MT5) installed
2. Unzip the TP_File & save it on your desktop

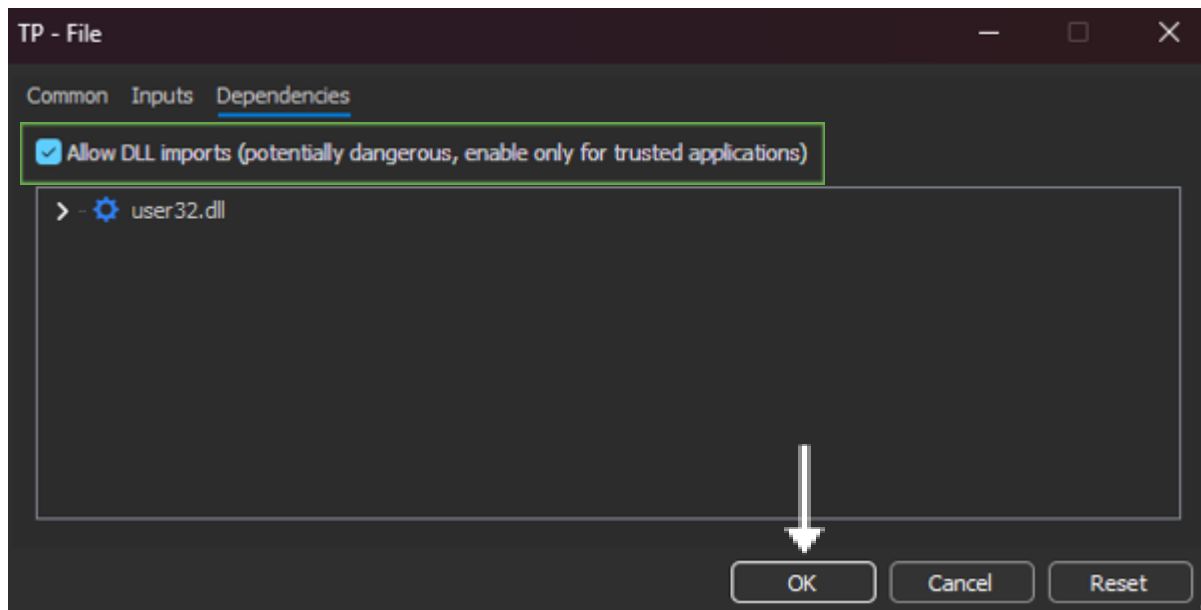
Step 2: Activate in MT5

1. Double click on TP_File and MT5 will open
2. In the Navigator panel, expand Expert Advisors & Drag TP_File onto your chart.

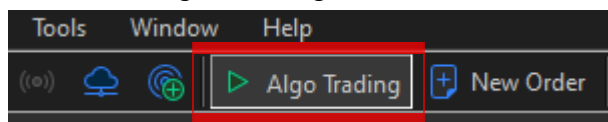


If you don't see the TP File under Expert Advisors, close MT5 and try again.

3. Enable Allow DLL imports and click OK



4. Enable Algo Trading



5. A black square will appear in the top-left corner of the chart.
Press F12 to enable or disable the keyboard.



Note:

If the panel doesn't load or behaves incorrectly, repeat the setup by dragging the TP_File onto the chart again and confirming **Allow DLL imports** → **OK**. This usually resolves the issue.

Below you will find instructions on how to use the Control Panel ↓

HOW TO USE

Turn the keyboard ON / OFF

Press **F12** to activate or deactivate the keyboard.

Select order mode

Use the keyboard buttons to switch between **Market** or **Limit** mode.

Set position sizing

Choose how you want to size your position: **Lot / Risk / Amount (AMT)**

- Adjust values using **+** / **-**
- Or manually enter an exact value (DELETE to erase)
- Or use the keyboard knob to adjust
- **Risk** calculates position size based on your selected % of account balance

Set SL & TP

Configure Stop Loss and Take Profit using: **Price / Pips / % / Pts**

- **Green** = ON
- **Red** = OFF
- SL and TP can be turned ON or OFF independently

Set limit price (if using Limit mode)

- Enter price manually
- Or adjust using **+** / **-**
- Or use the keyboard knob to adjust

Execute the trade

Once everything is set, place the trade using the assigned keyboard buttons.

Close positions

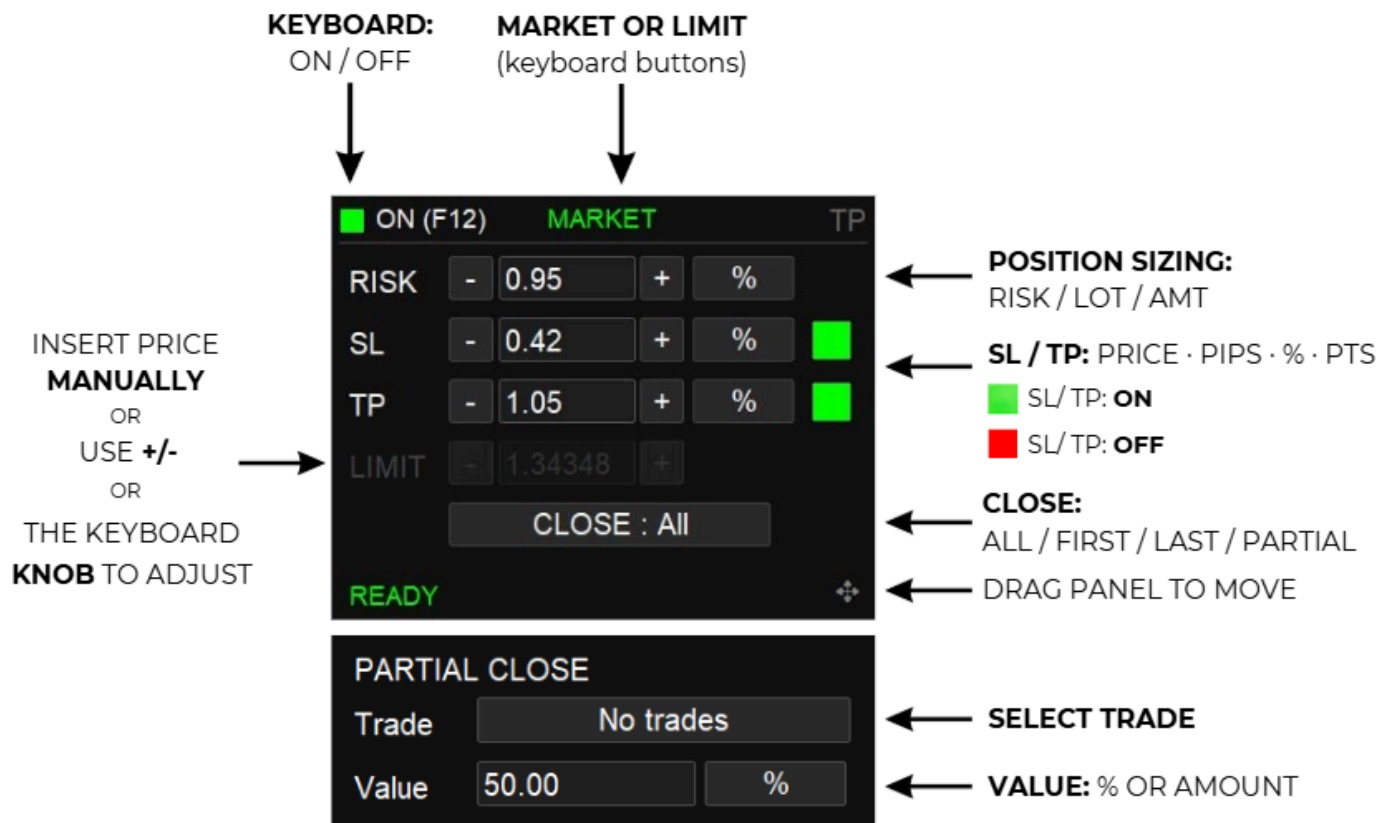
Choose how you want to close trades:

All / First / Last / Partial

Partial close

- Select the trade
- Set value as **% or amount**
- Execute partial close

Note: After manually entering any value, confirm it by pressing **ENTER**.



Safety tip:

To prevent accidental trades, always turn the keyboard OFF when it's not in use.

Enjoy using your Trading Keyboard! 😊

TP

Disclaimer

This product is a tool for executing user-defined commands and does not provide trading signals, financial advice, or automated decision-making.

Trading involves risk. Use of this keyboard does not guarantee profits or improved performance. All trading decisions are made solely by the user.

We are not responsible for any financial losses, missed trades, execution errors, or other damages resulting from the use or misuse of this product. Users are responsible for correctly configuring the device and verifying all actions before execution.